



KaozhengPro

IT認證考試題庫 專業平臺

考證寶提供最新考古題與模擬試題
協助您高效通過認證考試

www.kaozhengpro.com


Exam : **C_BCBAI_2509**

Title : SAP Certified Associate -
Positioning SAP Business
AI Solutions as part of SAP
Business Suite

Version : DEMO

1.DRAG DROP


Drag and drop the elements at the bottom to the architecture layers of the SAP LeanIX meta model.



Legend for drag-and-drop elements:

- IT Instance
- IT Component
- Organization
- Platform
- Objective
- Initiative
- Business Context
- Provider
- Business Capability
- Data Object
- Application
- Tech Category

Answer:



2.Which URL should you use to find reliable information about existing and planned features of Joule quickly?

- A. <https://developers.sap.com/board?range=FIRST-LAST&q=Joule>
- B. <https://learning.sap.com/learning-journeys/Joule>

C. <https://roadmaps.sap.com/board?range=FIRST-LAST&q=Joule>

D. <https://community.sap.com/topics/joule>

Answer: C

Explanation:

Comprehensive and Detailed Explanation From Exact Extract: The correct URL to quickly find reliable information about existing and planned features of Joule is the SAP Road Map Explorer, as it is the official interactive tool designed for viewing current and future product features and innovations.

This aligns with SAP's official resources for product roadmaps, which detail both existing capabilities and planned enhancements for tools like Joule, SAP's generative AI copilot.

Exact extracts supporting this:

From SAP Road Map Explorer description: "The SAP Road Map Explorer is an interactive tool that supports a customer's journey to SAP's future product portfolio and the Intelligent Enterprise." pages.community.sap.com

From a specific Joule roadmap asset: "Preview the road map for the Joule copilot and start planning how to leverage its upcoming enhancements to grow efficiency and engagement across your business." sap.com

The URL in option C directly searches the roadmap board for Joule across all time ranges (FIRST-LAST), providing comprehensive details on features.

Other options are incorrect because:

Option A (developers.sap.com) is for developer resources, tutorials, and boards, not specifically for product roadmaps or planned features.

Option B (learning.sap.com) focuses on learning journeys and educational content, such as courses on using Joule, but not on feature roadmaps.

Option D (community.sap.com) is a discussion forum for user topics and experiences, which may not provide official, reliable roadmap information.

3.DRAG DROP

In Custom AI Adoption (CAIA) with SAP, what is the correct order of steps?

Create a proof of concept

Step 1

Deliver and operate scenarios

Step 2

Re-imagine critical business process

Step 3

Answer:

Create a proof of concept

Create a proof of concept

Deliver and operate scenarios

Re-imagine critical business process

Re-imagine critical business process

Deliver and operate scenarios

Explanation:

1. Create a proof of concept
2. Re-imagine critical business process
3. Deliver and operate scenarios

Adoption (CAIA) with SAP is to first create a proof of concept to realize value and test feasibility, then re-imagine critical business processes with expert input to redesign and optimize them using AI, and finally deliver and operate the scenarios to implement secure innovations and ensure continuous adoption. This sequence ensures a structured approach to integrating custom AI solutions within SAP Business AI, starting from validation, through transformation, to full deployment and maintenance.

Exact extracts supporting this:

From SAP learning resources on positioning SAP Business AI: "We ensure you realize value from Cloud, Data, and AI, with Custom AI Adoption (CAIA) and with differentiated innovations tailored for your unique business needs."learning.sap.com This represents the initial step of creating a proof of concept to realize and validate value.

"We do this by re-imagining business processes with Functional, Industry, and generative AI experts from SAP."learning.sap.com This directly corresponds to the second step of re-imagining critical business processes.

"We deliver these differentiated innovations with secure software development and support methodologies as standard in SAP Software."learning.sap.com Combined with "Leveraging the power of the SAP BTP, we can focus on a clean core approach, ensuring continuous innovation adoption."learning.sap.com This aligns with the third step of delivering and operating scenarios.

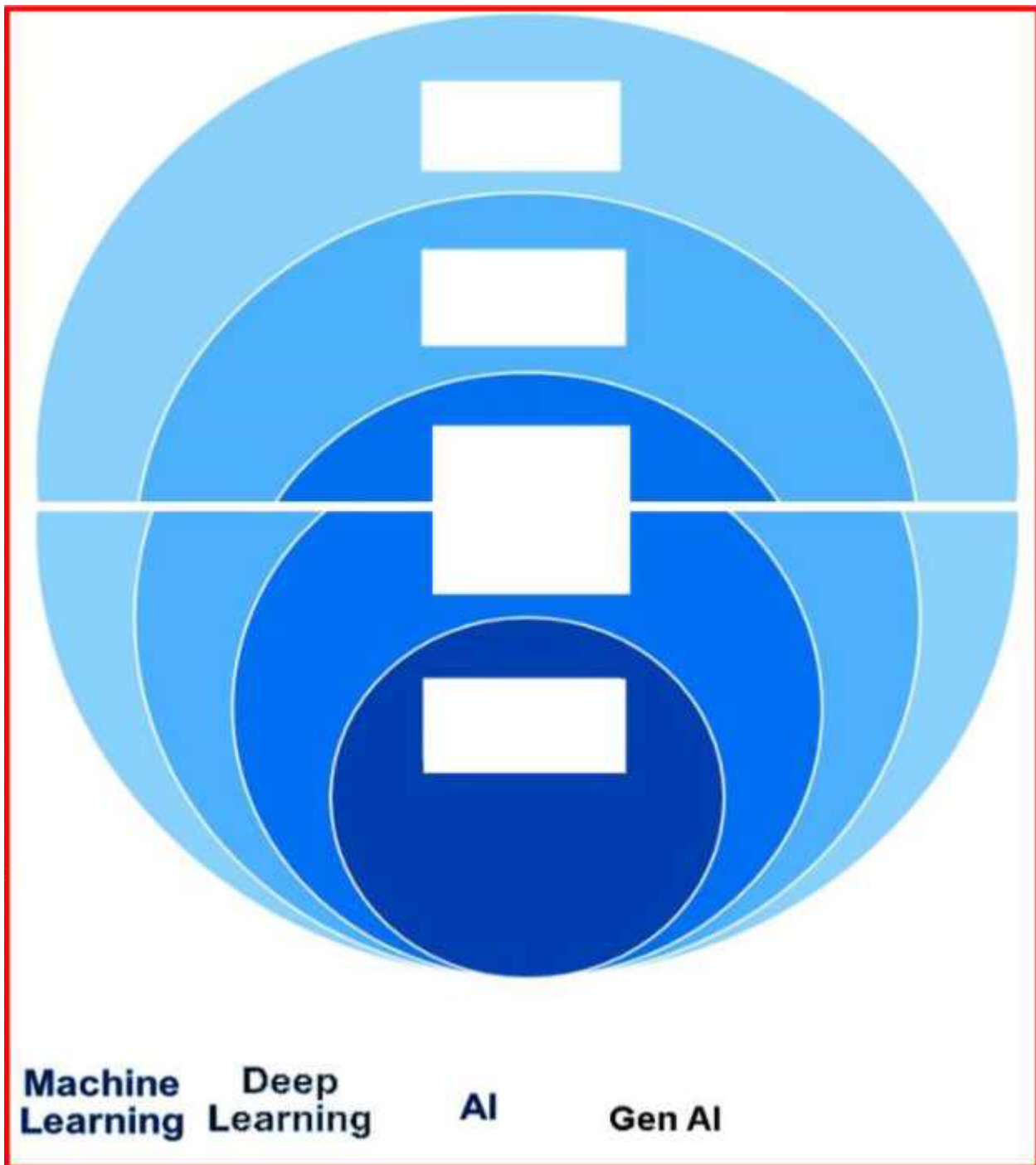
Additional support from SAP's official AI page: "With Joule's agent builder, your teams can create and deploy custom agents that are more powerful and impactful because they're uniquely grounded in your business processes."sap.com This implies starting with creation (proof of concept) and moving to deployment (deliver and operate).

"Reimagining efficiency with SAP Business AI and Joule Agents - Explore how SAP Business AI and Joule Agents can help your organization automate processes, accelerate decision-making, and drive operational excellence."sap.com This confirms re-imagining as a key intermediate step.

This order is logical for AI adoption methodologies, where initial validation via proof of concept precedes process redesign, followed by implementation and ongoing operations. Other sequences, such as starting with re-imagining without proof or delivering before re-imagining, would not align with standard SAP practices for custom AI integration.

4.DRAG DROP

Drag and drop the key terms to the correct position.



Answer:

Largest Circle (Outer Layer):

AI (Artificial Intelligence)

Second Layer (inside AI):

Machine Learning

Third Layer (inside Machine Learning):

Deep Learning

Innermost Layer (inside Deep Learning):

Generative AI (Gen AI)

AI (Artificial Intelligence):

The broadest field. Encompasses all intelligent systems that mimic human behavior, decision making, or reasoning.

Machine Learning:

A subset of AI. Uses algorithms to learn patterns from data and make predictions.

Deep Learning:

A subset of Machine Learning. Involves neural networks with many layers (hence "deep"), great for processing images, language, etc.

Generative AI:

A subset of Deep Learning. These models (like GPT, DALL-E, etc.) can generate new content such as text, images, or code.

Visual Placement from Largest to Smallest:

AI (outermost, encompasses everything)

Machine Learning (inside AI)

Deep Learning (inside Machine Learning)

Generative AI (inside Deep Learning)

5.HOTSPOT

Match the outcomes in the dropdown lists to the capabilities of Joule

Get the insights you need, when you need them.

▼

Increased workforce productivity, fewer operational errors, and quicker task completion
Higher NPS, better conversion rates, and stronger customer retention
Reduced time-to-insight, empowerment of non-technical personnel, and quicker decision making.

Enable every employee to achieve more in a faster way.

▼

Increased workforce productivity, fewer operational errors, and quicker task completion
Higher NPS, better conversion rates, and stronger customer retention
Reduced time-to-insight, empowerment of non-technical personnel, and quicker decision making.

Make every customer touchpoint count.

▼

Increased workforce productivity, fewer operational errors, and quicker task completion
Higher NPS, better conversion rates, and stronger customer retention
Reduced time-to-insight, empowerment of non-technical personnel, and quicker decision making.

Answer:

Get the insights you need, when you need them.

▼

Increased workforce productivity, fewer operational errors, and quicker task completion
Higher NPS, better conversion rates, and stronger customer retention
Reduced time-to-insight, empowerment of non-technical personnel, and quicker decision making.

Enable every employee to achieve more in a faster way.

▼

Increased workforce productivity, fewer operational errors, and quicker task completion
Higher NPS, better conversion rates, and stronger customer retention
Reduced time-to-insight, empowerment of non-technical personnel, and quicker decision making.

Make every customer touchpoint count.

▼

Increased workforce productivity, fewer operational errors, and quicker task completion
Higher NPS, better conversion rates, and stronger customer retention
Reduced time-to-insight, empowerment of non-technical personnel, and quicker decision making.

Explanation:

Step-by-Step Solution

1. Get the insights you need, when you need them. Correct Outcome:

Reduced time-to-insight, empowerment of non-technical personnel, and quicker decision making.

This outcome is about having real-time access to insights and analytics. Joule helps by making complex data simple and accessible, empowering all users (not just technical staff) to make decisions quickly, without waiting for IT or reports.

2. Enable every employee to achieve more in a faster way. Correct Outcome:

Increased workforce productivity, fewer operational errors, and quicker task completion.

Here, the focus is on how Joule streamlines processes for all employees. With AI automation and proactive recommendations, Joule helps everyone work faster, make fewer mistakes, and complete tasks efficiently.

3. Make every customer touchpoint count. Correct Outcome:

Higher NPS, better conversion rates, and stronger customer retention.

This is about customer experience. Joule uses AI to ensure every interaction with the customer is valuable, increasing satisfaction (NPS = Net Promoter Score), conversion, and retention rates.